

**Desarrollo tecnológico de un destilado de agave adicionado con arándano y manzana como mezcladores**

**Technological development of an agave distillate added with blueberry and apple as mixers**

María Fernanda Ruiz<sup>1</sup>; Carla Patricia Plazola<sup>2</sup>; Mario Márquez<sup>3</sup>; Gabriela Pineda<sup>4\*</sup>

<sup>1</sup>Departamento de Ingeniería Bioquímica, Escuela Nacional de Ciencias Biológicas, Instituto Politécnico Nacional, C.P. 07738 Ciudad de México, México.

\*Autor para correspondencia: 5574599272; e-mail: gpinedac@ipn.mx

Recibido: 30 de octubre de 2021

Aceptado: 03 de enero de 2022

**Resumen**

El tequila es la bebida “representativa de México por excelencia”, proveniente del Agave tequilana Weber variedad Azul. ¿Es benéfico para la salud el uso de mezcladores naturales en una bebida? El agave es la materia prima principal utilizada en este proyecto, el objetivo primordial fue el desarrollo de un destilado de agave, adicionado con frutos de arándano y manzana para degustar la bebida sin el uso de mezcladores comunes ofreciendo al consumidor una bebida agradable al paladar. El producto obtenido fue un destilado de agave adicionado con ambos frutos macerados. La levadura utilizada fue de panificación fresca a pH 4.7. Las condiciones de cocción fueron 15 psi, 121 °C durante 8 h en un autoclave. La molienda se realizó en un molino mecánico obteniendo un rendimiento del 30%. La fermentación se llevó a cabo en recipientes de plástico. Al término de las destilaciones se adicionó agua y los frutos macerados hasta una concentración final de 35°GL que es lo establecido por la NOM-006-SCFI-2012. El costo por litro del producto final fue de \$326.00 MX, se considera este producto como una alternativa en la disminución de la cantidad de azúcares y por ende benéfico en la salud del ser humano.

**Palabras clave:** tequila, frutos, destilación, fermentación, bebida.

## **Abstract**

Tequila is a “representative of Mexico par excellence” drink, coming from the Agave tequilana Weber variety Azul. ¿Is the use of natural mixers in a drink beneficial for health? Agave is the main raw material used in this project, the main objective was the development of an agave distillate, added with blueberry and apple fruits to taste the drink without the use of common mixers, offering the consumer a pleasant drink on the palate. The product obtained was an agave distillate added with both macerated fruits. The yeast used was fresh baking at pH 4.7. Cooking conditions were 15 psi, 121°C for 8 h in an autoclave. The grinding was carried out in a mechanical mill obtaining a yield of 30%. Fermentation was carried out in plastic containers. At the end of the distillations, water and the macerated fruits were added to a final concentration of 35°GL, which is established by NOM-006-SCFI-2012. The cost per liter of the final product was \$ 326.00 MX, this product is considered as an alternative in reducing the amount of sugars and therefore beneficial to human health.

**Keywords:** tequila, fruits, distillation, fermentation, drink.

## 1. INTRODUCTION

Tequila (Mexican product) is obtained from the fermented of sugars and the distillation of Agave juice (Agave tequilana Weber blue variety) [16]. Agave tequilana Weber is a xerophilous plant with blue-greenish, thin, and almost flat leaves; it is approximately 125 cm long and 10 cm wide and has a 2 cm dark red terminal spine [18]. To be called Tequila, this beverage must be produced in a specific area well established, when it is not produced in that territory, the beverage is not considered as Tequila.

Since 1619 there is a history of small wineries in Western Mexico, where the tradition of making agave distillates arises [7]. In particular “mezcal de tequila” quickly gained a reputation as it emerged in a period marked by capital investments and the prosperous growth of the local industry. Thus, at the end of the XIX century the mezcal of the area was already called by the inhabitants and visitors as “tequila” [14, 15]. Currently, tequila can be consumed mixed with high sugar beverages known as mixers, increasing the sugar consumption, which can lead to health issues as overweight and obesity. These health problems are some of the most important widely, being the fifth risk factor into the death causes. It has been reported that two-thirds of the world’s population lives in places where obesity is related to other diseases that cause death, and it has been reported that 44% of mortality from diabetes is associated with obesity, 23% with ischemic heart disease, while 41% is related to different types of cancer [33].

Fruits juices have 70 – 95% of humidity, sugars, vitamins, and some

enzymes, the recent interest in fruit juices consumption derives from the high content of natural vegetables antioxidants [4]. Recently, red fruits and berries are consumed due to their high content of polyphenols compounds, mainly flavonoids which show antioxidant properties, and are capable of prevent some degenerative diseases incidence [24].

In the present work, two fruits were used, Cranberry and Red Delicious Apple. Cranberry is a fruit that is widely recognized for its potential health benefits, the protective effect is largely associated with the antioxidant capacity of different photo chemicals capable of preventing or slowing down the oxidative processes involved in numerous pathologies [1]. Chihuahua is the main apple (*Malus domestica* Borkh) producer in Mexico, with 70% of the national production, the two varieties most produced are “Golden Delicious” and “Red Delicious”, with 54 and 37% respectively. Apple quality characteristics includes sensory attributes as size, color, freshness, taste, and texture [29].

The aim of the present work was the development of a pilot plant level technology to obtain an agave distillate incorporated with blueberry and apple juice to reduce the use of mixers.

## 2. MATERIALS AND METHODS

### 2.1. Plant material

Agave tequilana Weber var. Azul Agave hearts were purchased with producers from El Arenal, Jalisco and transferred to the Research Laboratory I and to the Pilot Plant of Fruits and Vegetables both at the National School of Biological Sciences of the National Polytechnic Institute. Agave distillate

was obtained from three Agave tequilana Weber var. Azul hearts with average weight of 11.66 kg. Red Delicious apple and blueberry (*Vaccinium macrocarpon*).

## 2.2. Chemical reagents

Fresh yeast (*Saccharomyces cerevisiae*), distilled water, HCl concentrated, Fehling A ( $\text{Cu}_2\text{SO}_4 \cdot 5\text{H}_2\text{O}$  y  $\text{MgSO}_4 \cdot 7\text{H}_2\text{O}$ ) and Fehling B ( $\text{NaOH}$  y  $\text{KNaC}_4\text{O}_6 \cdot 4\text{H}_2\text{O}$ ),  $\text{NaOH}$  1N, blue methylene, phenolphthalein,  $(\text{NH}_4)\text{SO}_4$ ,  $(\text{NH}_4)_2\text{HPO}_4$ ,  $\text{MgSO}_4 \cdot 7\text{H}_2\text{O}$ .

## 2.3. pH and acidity determination

Both were measured using a digital pH meter (OAKTON, Acorn model, Series pH 6), according with the AOAC (1996) method [2].

## 2.4. Soluble solids determination

Was measured with a digital refractometer (HI 96801, Hanna Instruments) calibrated with water before each measure according with NMX-F-527-1992 [9].

## 2.5 Reducing sugars determination

Reducing sugars were measure following the Fehling method according with NMX-F-495-SCFI-2012 [10].

## 2.6 Alcoholometer method (% Alc. Vol.).

Breathalyzer method. This measurement is since the density (or specific weight) of a hydroalcoholic solution decreases inversely proportional to the amount of alcohol it contains [10].

## 2.7 Agave pineapple cooking

Cooking was carried out in an autoclave (POLINOX S.A.) at a pressure of 15 psi (lb/in<sup>2</sup>) and 121 °C of temperature during 8 h.

## 2.8 Agave pineapple grind

The agave hearts were milling in a mechanical roller mill, collecting the must obtained for its subsequent fermentation and the fiber and skin obtained was discarded [11].

## 2.9 Fermentation

The wort obtain after milling was adjusted to a pH between 4.5–5. Some nutrients as  $(\text{NH}_4)\text{SO}_4$ ,  $(\text{NH}_4)_2\text{HPO}_4$ , and  $\text{MgSO}_4 \cdot 7\text{H}_2\text{O}$  were added to unbalance the medium. Two grams of fresh yeast were added to 1 L of wort, sterile aeration was maintained for 1 h. After this time this wort with yeast was mixed with the rest of the wort. A kinetic fermentation was performed taking samples every 24 h for 7 days, samples were taking by triplicate and kept refrigerated.

## 2.10 Distillation

A double distillation was carried out on the volume obtained in the fermentation stage. The distillation process was carried out in two stages. The first distillation is called destruction, which is done at 45 or 50% alcohol, in this first stage a part of the condensate (heads) was removed, and the second distillation is called rectification, which is done at 75% alcohol. According to NOM006SCF2012, the sample it should not contain less than 35% alcohol by volume [10].

## 2.11 Juice extraction method

Apple and blueberry were scalded before the juice extraction. The juice was obtained with a juice extractor, juice was sieved through 2 mm mesh and after through 1 mm mesh to eliminate pulp residues. Soluble solids were quantified as mentioned in section 2.4 [23].

## 2.12 Sensory evaluation

Three formulations of distilled from

agave added with blueberry and apple juice were prepared. Sensory evaluation test was designed to evaluate consumer acceptance to select the sample with highest acceptance. The evaluated sensory characteristics were color, smell, flavor, and consistency. To this purpose hedonic scale of five points was used, each point in the hedonic scale had a numerical value as follow: 2 = Like very much, 1= Like moderately, 0= neither like or dislike, -1= Dislike moderately, and -2= Dislike very much. The sensory evaluation was performed with 32 untrained judges. Samples were presented to un-trained judges in aleatory order, each sample was codified with 3 aleatoric numbers [22].

### 2.13 Statistical analysis

All the results were expressed as the mean values of three replicates  $\pm$  the standard deviation. The analysis of the results among samples were analyzed with an ANOVA test, significant differences were determined at 95% confidence. Sigma Plot V.12 software to this purpose was used.

## 3. RESULTS Y DISCUSSION

### 3.1 Agave hearts cooking

At this stage it is very important to control the variables of temperature and acidity. If the temperature is lower than necessary, consequently, inulin is not degraded and therefore ethanol is not produced. At high temperatures Maillard reactions or caramelization can occur, lowering the reducing sugars concentration, inducing formation of degradation compounds such as enols, furfural, and hydroxymethylfurfural, which can affect the fermentation efficiency. During cooking, in addition to hydrolyzing the inulin, some sugars are caramelized, and compounds that contribute to the characteristic tequila

aroma and flavor are developed [34].

The agave process was made in triplicate, the average weight of the agave hearts before cooking was 11.66 kg. Few works report the dimensions and weights of the Agave tequilana Weber; however, these characteristics allowed us to compare, corroborate or contrast differences or similarities [30]. The agave hearts cooking was carried out as it mentioned in section 2.7. Cooking is a critical step in the tequila production process because, in addition to carrying out the hydrolysis of the inulin present in the agave, a series of chemical reactions is carried out that give rise to the formation of a great variety of organoleptic compounds that influence in the aroma and taste of tequila [21]. Agave hearts contain an acidic juice, rich in carbohydrates, which through cooking becomes a juice with a high concentration of fermentable sugars. The residue that remains at the end is known as “bitter honey” and is used for farmland [19, 28].

Grinding is a critical point in the mezcal production process, due to its influence on the finished product yield [12]. Grinding is a complicated process due to grinding conditions and equipment must be selected according with material characteristics such as size, shape, hardness, moisture, fracture strength, compression strength, modulus of elasticity, and others [11]. The grinding of the cooked agave hearts was carried out with a mechanical roller mill. The juice obtained is called “wort”. The quantity of wort obtained was 3.5 kg, which corresponds to a yield of 30%.

### 3.2 Fermentation process standardization

The yeast used in a fermentation process is very relevant.

Yeast production has several products, such as yeast cells, cellular compounds, and the products of their metabolism. Yeast can carry out two chemorganotrophic metabolisms: respiration and fermentation. Under aerobic conditions yeast can grow using sugar producing biomass. However, under anaerobic conditions, fermentation process occurs, the yeasts produce less biomass and high quantities of alcohol and CO<sub>2</sub> [8].

Two different yeasts were used for fermentation standardization, lyophilized brewer yeast and fresh bakery yeast. For both yeasts, the same fermentation process conditions were used. The temperature was controlled at 25 °C during all the fermentation time. The fermentation process was standardized with a sucrose solution and after a solution of piconcillo dissolved in water. Temperature during alcoholic fermentation needs to be the one that allows and adequate fermentation process, right development of the aromatic compounds, obtaining a product with the desired characteristics. Yeast growth optimal temperature is around 25 °C. Lower temperatures cause a slower fermentative process, due to a reduction of the viable yeast population [31]. The use of specific inoculum of *Saccharomyces* makes it possible to reduce the variations due to the development of uncontrolled indigenous populations and to ensure a good development of alcoholic fermentation [27].

In addition to temperature, pH is an important factor that needs to be controlled in alcoholic fermentation, because it allows the control of bacterial contamination as well as the effect on yeast growth, fermentation rate and alcohol formation. In different industries, specific

flavor compounds are produced through the fermentation process. Optimal pH values for bioprocess are between the range of 4 to 5. At this pH value it is possible to obtain optimal yeast development. The pH value for the growth medium of lyophilized and fresh yeasts was 4.75 and 4.87 respectively [5].

The fermentation time for both yeasts was 160 h, and the growth medium was prepared with the same nutrients at the same concentrations (ammonium sulfate (0.3 g L<sup>-1</sup>), dibasic ammonium phosphate (0.24 g L<sup>-1</sup>), magnesium sulfate heptahydrate (0.024 g L<sup>-1</sup>). In Figure 1, the Brix degrees obtained are shown as a function of time for both yeasts.

In Figure 1 it is possible to observe that during the fermentation time, the fresh bakery yeast initially consumes the substrate almost immediately, while the lyophilized brewer yeast does not significantly consume the substrate, even when the process parameters were adjusted and controlled all the time, this may be because the freeze-dried yeast was inactive and therefore the fermentation process was not carried out correctly. Therefore, the selected yeast to carry out the fermentation process at the established conditions was the bakery yeast.

### 3.3 Fermentation process

The material of the containers in which the fermentation is carried out plays an important role in the flavor of the mezcaval. In this work were used 5 L plastic containers for the wort fermentation.

During the fermentation process, the sugars are transformed into CO<sub>2</sub> and alcohol. This operation lasts from 2 to 7 days at a temperature of 25 to 30 °C and is concluded when the sugars have been spent.

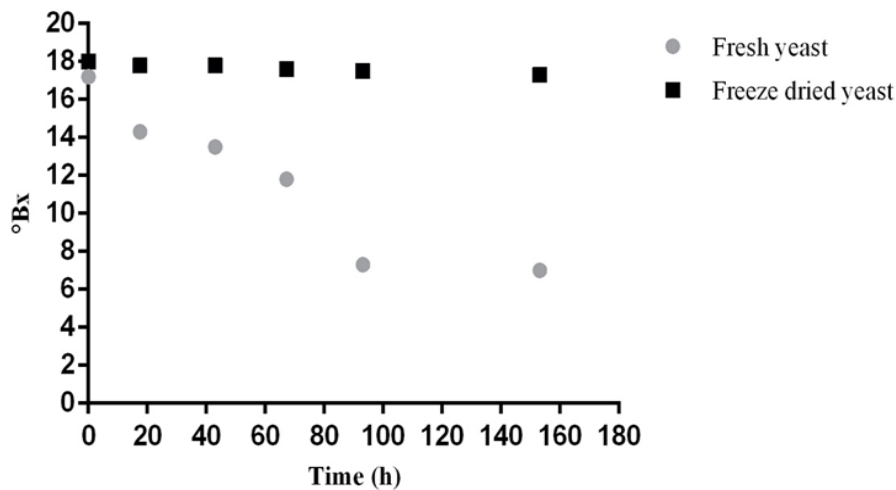


Figure 1. Behavior of soluble solids as a function of time of lyophilized brewer yeast and fresh bakery yeast.

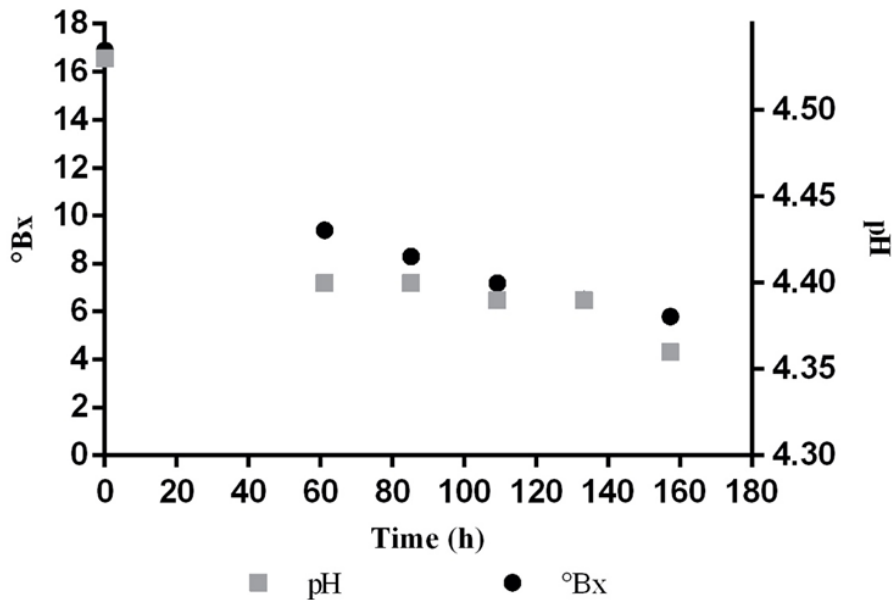


Figure 2. Soluble solids and pH behavior as a function of time

The Embden-Meyerhof pathway is the metabolic route used by the yeasts to the fermentation of sugars of agave syrup [5].

Figures 2 and 3 show that the sugar content in the medium (Brix degrees) and the pH decrease. The slight variation of pH prevents contamination of the medium as well as the development of undesirable metabolites in the process that affect the final characteristics

of the product. The yeast consumes the substrate and ethanol is produced; after 60 h the consumption of substrate begins to be slower. As ethanol concentration increase, the cellular concentration in the medium decreases. This behavior can be explained with the Crabtree effect.

According with Peña and Arango in 2009 [26], when *Saccharomyces cerevisiae* is under

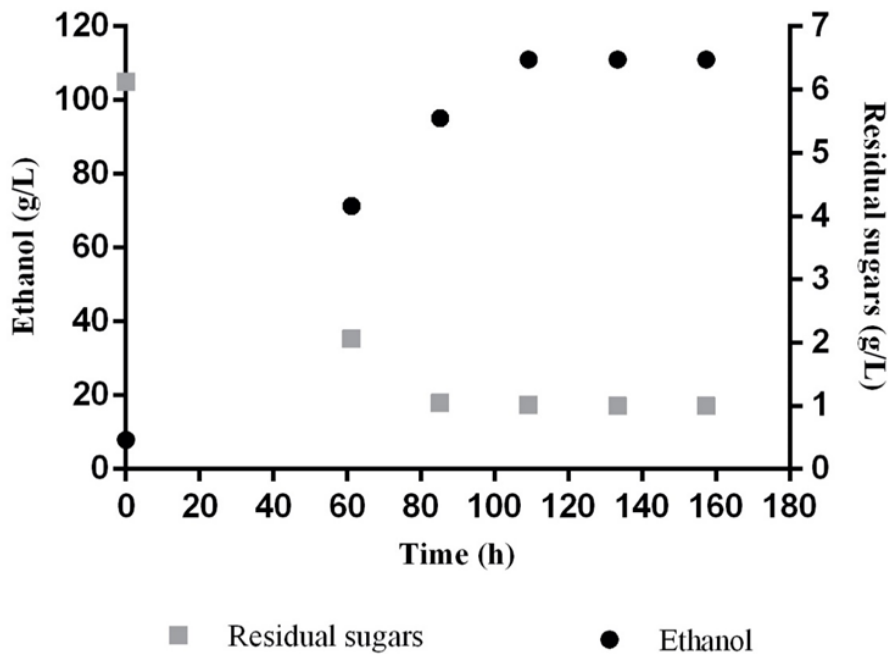


Figure 3. Residual sugar content and ethanol production as a function of time.

high dissolved oxygen concentration conditions and sugar concentration exceeds 0.16 g L<sup>-1</sup> or 9 g L<sup>-1</sup>, the yeast converts its oxidative metabolism to oxide reductive or fermentative one, increasing the production of ethanol. At the beginning of fermentation, strong alcoholic and sweet odors are perceived, which diminishes over time until they have a vinegary odor and a liquid with dark brown color. The end of fermentation is established at a point of equilibrium between the amount of produced yeast biomass, the sugar content, and the production of alcohol [19, 28]. After the fermentation process, the wort was left to rest to promote the generation of important aromatic compounds in the product.

### 3.4 Distillation

Tequila composition is very complex, several compounds have been reported as responsible for taste and aroma; these compounds include alcohols, fatty acids, esters,

aldehydes, terpenes, phenols, sulfur compounds, and others. Some of these compounds come directly from the agave and suffer chemical transformations during the different stages of the process. However, others are developed because of cooking, fermentation distillation, and maturation processes [20].

Distillation is the process by which ferments are separated in two groups by heat and steam pressure. The first groups are alcoholic richness products (tequila), and the second group is called vinasses or fermentation sludges which includes waste products as water and yeast. Distillation is carried out in copper or stainless-steel pot stills, or in continuous distillation towers [20]. In the present work, distillation process was carried out in distillation apparatus. After fermentation, the wort is distilled twice. The first distillation is known as smashing; during this distillation, 3480 g of wort were introduced into the rotary evaporator, of which a 10% cut of the



so-called heads (higher alcohols) was made, followed by obtaining the ordinary distillate (65%) and finally a cut of the 25% of vinasses (medium depleted in alcohol, dead yeasts, non-fermentable sugars, and minerals). In this distillation stage, an ordinary 14°GL distillate was obtained. The second distillation, known as rectification, was carried out by differential distillation to obtain a higher alcohol concentration. During this second distillation, 25% heads cut was made. Distillation was continued until reach 40-60% of alcohol volume. Then a 20% of tails cut was carried out. The final distillate contains 55°GL. After the addition of the fruit juices, the alcohol content was diluted to 35°GL, as is established by NOM-006-SCFI-2012 [10].

During the distillate agave process obtaining, the yields in each of its stages were calculated. From 3480 g of wort during the smashing distillation, 348 g of heads (10%), 2262 g of ordinary distillate (65%), and 870 g of vinasse (25%) were obtained. During the rectification stage, from 2262 g of ordinary distillate, 565.5 g of heads (25%), 1244 g of white distillate (55%), and 452.4 g of tails (20%) were obtained. According to the producers who provided the agave heart, 1 L of tequila is obtained by processing approximately 7 kg of agave. The theoretical yield from the agave heart used in this work showed that is possible to obtained 1.668 L of agave distillate. However, only 1,569 L of distillate was obtained, the difference was due to the losses during agave heart cooking and grinding. The agave distillate yield was 94.23%.

After the agave distillate was obtained, were developed formulations of agave distillate added with blueberry and apple juice.

The fruit juices were added, as replacers from mixers, due to the high sucrose content of mixers. Fruit juices are perceived by the population and health professionals as healthier beverages because they come from natural sources. Also, the adding of these juices gave the agave distillate special organoleptic characteristics derived from the added fruits [17].

### 3.5 Formulations of agave distillate added with fruit juices

A percentage of the weight of blueberry and apple was lost during the scalding process. This loss was less in apple than in the blueberry, probably due to the higher water content present in the apple. Different formulations of agave distillate added with fruit juices were developed, also was developed a formulation contained agave distillate and macerated fruits. The following formulations were proposed: Formulation 1: 20 mL of blueberry juice and 20 mL of apple juice; Formulation 2: 30 mL of blueberry juice and 20 mL of apple juice; Formulation 3: 20 g of macerated blueberry and 20 g of macerated apple. Each formulation was added with 100 mL of agave distillate.

### 3.6 Sensory evaluation

Sensory evaluation measures and quantified products or ingredients characteristics, which can be perceived by the human senses, using their organs and their integrative capacity [25]. The persons who carried out the evaluation are called judges [13]. In this study, consumer judges were used; the person who participates as a consumer must be, precisely, a consumer of the product under study. Judges must communicate to the researcher his point of view about his acceptance or rejection, the order of his

preference when confronting several samples, and the level of satisfaction of the samples presented to them [25]. The judges evaluated the following characteristics: color, aroma, flavor, and consistency. The results obtained for each evaluated and weighted attribute for each of the three formulations are shown in Table 1

As it can see in Table 1, there is no significant difference between the attributes of Formulations 2 and 3 as aroma, flavor, and consistency. To the color attribute, the judges indicate that reddish is an unusual color of distillate products. However, 50% of the total judges liked the color of formulation 3, obtaining a significant

Attribute	Formulation 1	Formulation 2	Formulation 3
Color	28 <sup>b</sup>	28 <sup>b</sup>	36 <sup>a</sup>
Aroma	44 <sup>b</sup>	34 <sup>a</sup>	34 <sup>a</sup>
Flavor	18 <sup>b</sup>	22 <sup>a</sup>	22 <sup>a</sup>
Consistence	-12 <sup>b</sup>	24 <sup>a</sup>	24 <sup>a</sup>
Weighted	78 <sup>c</sup>	108 <sup>b</sup>	116 <sup>a</sup>
n=32, different letters in the same row indicates significant difference (p≤ 0.05) by Tukey's test			

Table 1. Sensory evaluation results to the different formulations.

difference with formulations 1 and 2. For formulation 3, the judges indicates that the presence of fruit solids is not an attractive characteristic. Formulation 3 of agave distillate with macerated blueberry and apple, obtained the highest value of the weighted, being perceived as the most accepted among the judges.

### 3.6 Costs projection

In this analysis only variable costs were considered, which refer to: raw material and packaging material, these costs are a function of the production volume. The costs of each of the raw materials were according to the supplier. The cost to produce 1 L of agave distillate with blueberry and apple juice is \$326.00 MX, it is observed that this cost is like agave distilled commercial drinks. The elimination of commonly used mixers presents a remarkable advantage from

the point of view of human health.

## 4. CONCLUSION

A distillate of agave added with macerated blueberry and apple was obtained, as well as the biotechnological development at the Pilot Plant level. The developed product in this work is considered agave distillate, although it was developed with the raw material and with parameters established by NOM-006-SCFI-2012, it is not considered Tequila because it was not made within the territory established by the statement.

The Agave distillate developed comes from musts of vegetable origin, the water used to make this product was for human consumption to comply with regulations. The product contains 12 Bx, this value is like commercial products (mixers), however; the additional benefits is the qualities offered by

cranberry and apple macerates due to their antioxidant capacity as well as the contribution of vitamins, minerals, and enzymes. For this reason, the Agave distillate with notes of blueberry and apple developed presents a consumption alternative for the elimination of mixers and provides additional benefits.

## 5. ACKNOWLEDGMENTS

The author Gabriela Pineda Camacho is grateful to IPN for financial support provided through COFAA and EDD programs. The author Mario Márquez Lemus is grateful also for the EDD grant of IPN. The authors appreciate and thank the support of Escuela Nacional de Ciencias Biológicas of the Instituto Politécnico Nacional, for the facilities provided to carry out this project. We would like to thank Carla Patricia Plazola Jacinto and Andrea Aguilar Arce for the translation into English.

## Referencias bibliográficas

- Arteaga, A. y Arteaga, H. (2016). Optimización de la capacidad antioxidante, contenido de antocianinas y capacidad de rehidratación en polvo de arándano (*Vaccinium corymbosum*) microencapsulado con mezclas de hidrocoloides. *Scientia Agropecuaria*, 7, 191-200. DOI: 10.17268/sci.agropecu.2016.03.05
- Association of Official Analytical Chemist, (2019). *Official Methods of Analysis*, 21st ed. AOAC International, Washington DC
- Avello, M., y Suwalsky, M. (2006). Radicales libres, antioxidantes naturales y mecanismo de protección. *Revista Atenea* 494, 161-172. DOI: 10.4067/S0718-04622006000200010
- Ávila, R., y Bullón, J. (2013). La concentración de jugos de fruta: aspectos básicos de los procesos sin y con membrana. *Revista de la Facultad de Ingeniería U.C.V.* 28(3), 65-76
- Bautista, M., García, L., Barboza, J.E. y Parra, L.A. (2001). El agave tequilana Weber y laproducción de tequila. *Acta Universitaria* 11(2), 26-34.
- Beltran, G., Torija, M.J., Novo, M., Ferrer, N., Poblet, M., Guillamón, J.M., Rozès, N. and Mas, A. (2002). Analysis of yeast populations during alcoholic fermentation: a six-year follow-up study. *Systematic and Applied Microbiology* 25(2), 287-293.
- Camelo, J.O. y Rodríguez, J.J. (2018). "Why Tequila is Named Tequila? An approach from the Regional Economic History". *ECORFAN Journal-México* 9(20): 15-28.
- Curia, M., D'Alessandro, O. y Briand, L. (2010). La Enseñanza de Conceptos en Biotecnología a través de un Experimento Sencillo y Económico. *Formación Universitaria* 3(1), 27-30. DOI: 10.4067/S0718-50062010000100005
- Dirección General de Normas. NMX-F-527-1992. Alimentos. Determinación de sólidos totales, sólidos disueltos y sólidos en suspensión en agua. *Foods. Determination of total residue, filtrable residues and suspended matter in water. Normas mexicanas.* Dirección General de Normas. <http://www.colpos.mx/bancodenormas/mexicanas/NMX-F-527-1992.PDF>
- Dirección General de Normas. NOM-006-SCFI-2012, Bebidas alcohólicas-Tequila. *Diario Oficial de la Federación*, Ciudad de México, México, 13 de diciembre 2012. [http://www.diariooficial.gvamundial.com.mx/historico/2012/Diciembre/seccol3\\_1.pdf](http://www.diariooficial.gvamundial.com.mx/historico/2012/Diciembre/seccol3_1.pdf). Accedid: Enero 7, 2021.
- Durán M., y Pulido L. (2007). Análisis de la Molienda en el Proceso de Elaboración de Mezcal. *Información Tecnológica*. Vol 18(1):47-52. <https://dialnet.unirioja.es/servlet/articulo?codigo=7308282>
- Duran G., Rossel D. y Aguirre J. (2002). Procesos de cocción en las mezcaleras potosinas. En: *Memoria del XII Congreso Nacional de Ingeniería Agrícola y II Foro de la Agroindustria del Mezcal.* Oaxaca. México.

- <https://es.slideshare.net/GUSTAVOCURIELAVILES/nalisis-y-propuesta-de-molino-para-palenes> Accessed: Diciembre 4, 2020.
- Espinoza, M. (2007). Evaluación sensorial de los alimentos. Universidad de la Habana Cuba. Editorial Universitaria. <https://idoc.pub/documents/2007espinoza-evaluacinsensorial-gen5o-mex05lo> Accessed: Enero 15, 2021.
- Gaytan, M.S. (2014). "The transformation of Tequila: from Hangover to High-brow". *Journal of Consumer Culture*. 17(1): 62-84.
- Gómez I. (2018). El paisaje agavero y las antiguas instalaciones industriales de Tequila, México. México, D.F., Instituto Nacional de Antropología e Historia.
- Gómez-Cuevas, K., Delgado-Cruz, A., y Palmas-Castrejón, Y. D. (2020). Origenidad del tequila como símbolo de identidad mexicana. Percepción del turista-consumidor a partir de su exportación. *RIVAR (Santiago)*, 7(21), 59-80. DOI: 10.35588/rivar.v7i21.4638
- Gill, J.M.R. y Sattar, N. (2014). Fruit juice: just another sugary drink?. *The Lancet Diabetes & Endocrinology* 2(6), 444-446. DOI: 10.1016/S2213-8587(14)70013-0
- Granados, S.D. (1993). Los Agaves en México. Universidad Autónoma de Chapin-go. México pp. 102, 108, 112 y 113.
- Guzmán, P.M. (1997). Aguardientes de México: Tequila, Mezcal, Charanda, Ba-canora, Sotol. *Bebidas Mexicanas* 6(4), 37-40.
- Juárez, R. del C. (2007). El tequila: una bebida emblemática. *Hospitalidad ESDAI* 11, 135-154.
- Larsson, S., Palmquist, E., Hahn-Hagerdal, B., Tengborg, C., Stenberg, K., Zacchi, G. y Nivelbrant, N.O. (1999). The generation of fermentation inhibitors during dilute acid of softwood. *Enzym. Microb. Technol.* 24, 151-159. [https://doi.org/10.1016/S0141-0229\(98\)00101-x](https://doi.org/10.1016/S0141-0229(98)00101-x)
- Lesschaeve, I. (2007). Sensory evaluation of wine and commercial realities: Review of current practices and perspectives. *American Journal of Enology and Viticulture*, 58, 252-258.
- Márquez, M., Valadez, L., García, J.C., Ortiz, A., Vázquez, A., Alamilla, L. y Mora, R. (2019). Assessment of the variation of the volatile compound composition and antioxidant activity in *Opuntia* fruits liquors during the maceration process. *CyTA - Journal of Food*, 17(1), 501-508, DOI: 10.1080/19476337.2019.1595158
- Nohynek, L., Alakomi, H., Kahkonen, M., Heinonen, M., Helander, I., Oksman, K., y Puupponen, R. (2009). Berry phenolics: antimicrobial properties and mechanisms of action against severe human pathogens. *Nutrition and Cancer* 54, 18-32. [https://doi.org/10.1207/s15327914nc5401\\_4](https://doi.org/10.1207/s15327914nc5401_4)
- Pedrero, D.L. y Pangborn, R.M. (1989). Evaluación sensorial de los alimentos. Métodos analíticos. Alambra Mexicana.
- Peña, C., y Arango, R. (2009). Evaluación de la producción de etanol utilizando cepas recombinantes de *Saccharomyces cerevisiae* a partir de melaza de caña de azúcar. *Dina* 159. Accessed: Enero 8, 2021. <http://www.scielo.org.co/pdf/dyna/v76n159/a16v76n159.pdf>. Accessed: Marzo 15, 2021.
- Raynal, C., Wardrop, F., Oillet, O., Languet, P., Heras, J., Dumont, A. y Ortiz-Julien, A. (2011). Fermentación controlada mediante la inoculación secuencial de una levadura no - *Saccharomyces* y de una levadura *Saccharomyces cerevisiae*, una herramienta innovadora para el enólogo. *Revista de tecnología e higiene de los alimentos* 428, 83-92.
- Rico, F. (1995). El Tequila, una Bebida Mexicana de Fama Internacional. *Bebidas Mexicanas* 8(1) 15-20.
- Salas, S., Molina, C., Berlanga, R., Romo, Ch., Olivas. (2011). La fecha de cosecha y la síntesis de compuestos volátiles en frutos almacenados de manzanos "Golden delicious" y "Red delicious". *Rev. Fitotec. Mex.* 34(4), 257-267.
- Saldaña, M., Serwatwoski, J., Saldaña, N., Gutierrez, C., Cabrera, M. y García, S. (2012). Determinación de algunas propiedades físicas de Agave tequilana Weber para mecanizar la

- cosecha. *Rev. Mex. Cienc. Agríc.* 3(3).
- Santamaría, M., López, M., Gutiérrez, V. y García-Escudero, D. (1995). Influencia de la temperatura en la fermentación alcohólica. Universidad de La Rioja. ZU-BIA Monográfico 7, 137-149. <https://dialnet.unirioja.es/servlet/articulo?codigo=110328>
- Schroeter, H., Heiss, C., Balzer, J., Kleinbongard, P., Keen, C., Hollenberg, N., Sies, H., Kwk-Urbe, C. Schmitz, H. y Klem, M. (2006). Epicatechin mediates beneficial effects of flavanol rich cocoa on vascular function in humans. *Proceedings of the National Academy of Sciences* 103(4), 1024-1029. <https://doi.org/10.1073/pnas.0510168103>
- Shaman L., Amaya C., Cuevas N. (2015). Desnutrición y obesidad: doble carga en México. *Revista Digital Universitaria* 16 (5).
- Téllez, P. (1998). El cocimiento, una Etapa Importante en la Producción del Tequila. *Bebidas Mexicanas* 7(1), 19-20.
- Vázquez, J. y Dacosta, O. (2007). Fermentación alcohólica: Una opción para la producción de energía renovable a partir de desechos agrícolas. *Ing. inv. y tecnol. (online)* 8(4), 249-259.